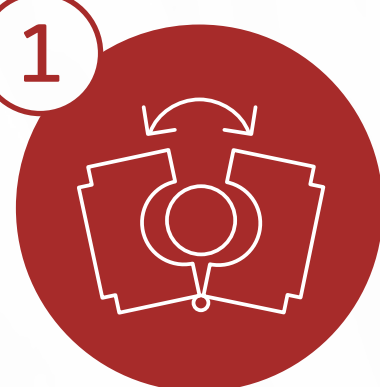


Panoramic Power[®]

Improve operations in three easy steps

Snap

1



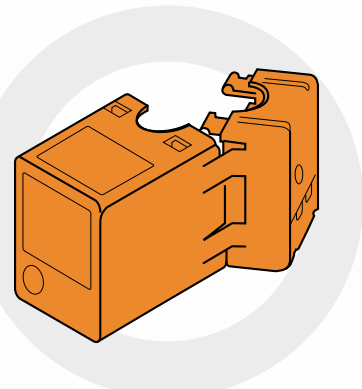
Sensors

Self-powered, wireless, real-time data, fast and easy installation and maintenance free.

Real-time high-frequency current data

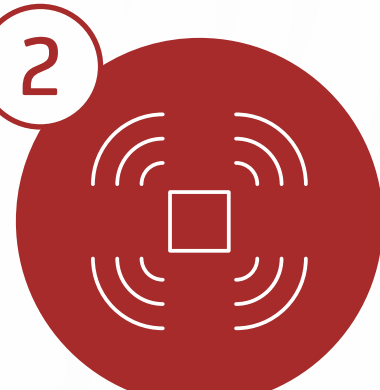
Snap and fit implementation

Wireless and self-powered



Connect

2



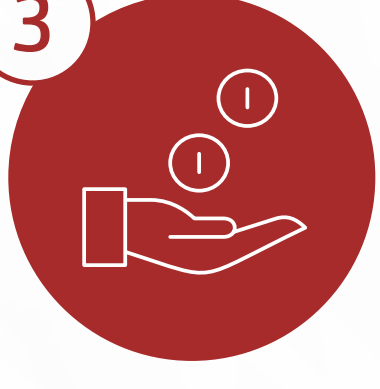
Bridge

Plug and play installation. Wi-Fi or 3G connectivity.



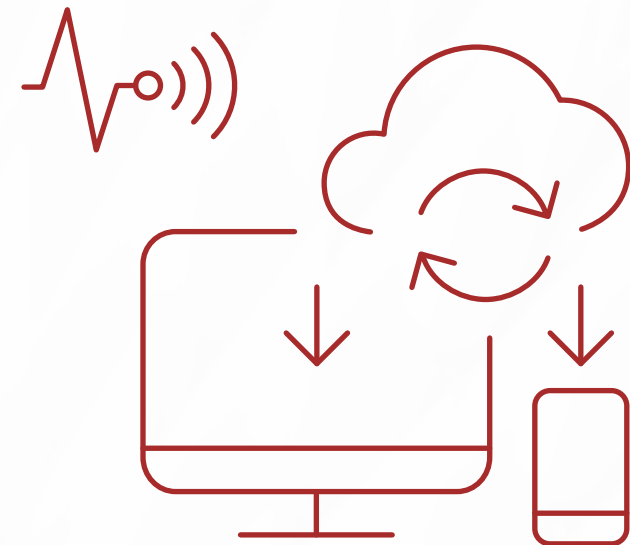
Save

3



PowerRadar software

Get detailed usage, heat maps and historical analysis to better understand your operations. Monitor operational conditions, measure and benchmark energy KPIs.



Advanced technology for advanced companies

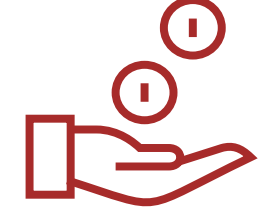
Customer results

\$7,800
savings p/m

Supermarket chain
Early notification of condenser failure

\$270m
increased revenue

Industrial manufacturer
Identified idling conveyor belts



54%
distribution center

CPG manufacturer
Reduced monthly energy costs

9%
manufacturing site

13%

Global retailer
Reduced energy consumption

Big results from tiny boxes

Reduce total cost of operation



Preventative maintenance



Reduced energy costs



Eliminate off-hour energy consumption



Identify machine idling time



Ensure equipment optimisation and effectiveness



Live equipment status monitorings

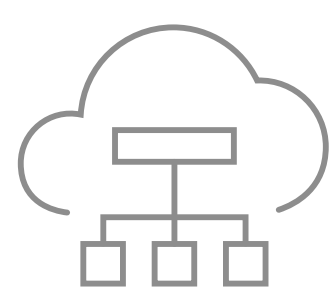


Benchmark between sites and devices

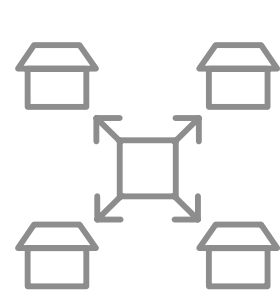


Alerts and reporting


Custom real-time alerts for exception-based reporting that notify on equipment failures and unusual energy consumption patterns.



20k
Sensors deployed



700
Sites



5bn
Data points per month



30
Countries